

Chapter 13

Magnetic Effects of Current

Intext Questions

On Page 224

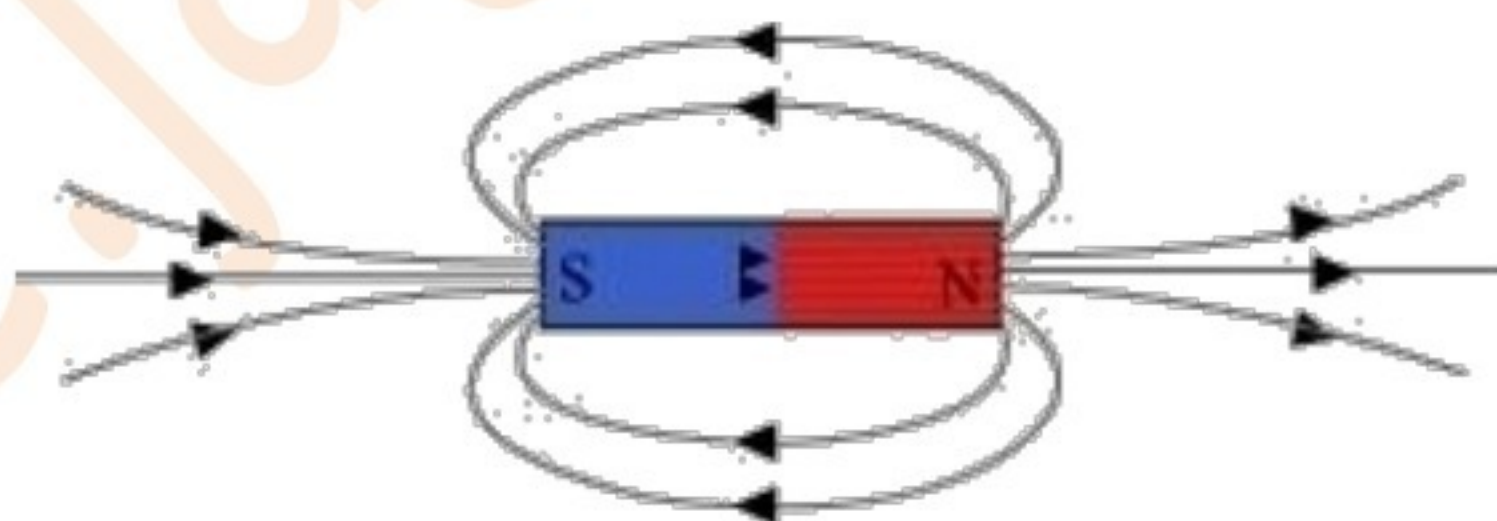
Question 1: Why does a compass needle get deflected when brought near a bar magnet?

Solution: Compass needle get deflected when brought near a bar magnet as its magnetic field lines interact with that of the bar magnet.

On Page 228

Question 1: Draw magnetic field lines around a bar magnet

Solution: Magnetic field lines of a bar magnet emerge from the North Pole and terminate at the South Pole. Direction gets reversed inside the magnet.



Question 2: List the properties of magnetic lines of force.

Solution: The properties of magnetic lines of force are as:

- Magnetic lines do not intersect with each other
- Magnetic field lines emerge from the North Pole.
- They merge at the South Pole.
- The direction of field lines inside the magnet is from the South Pole to the North Pole.

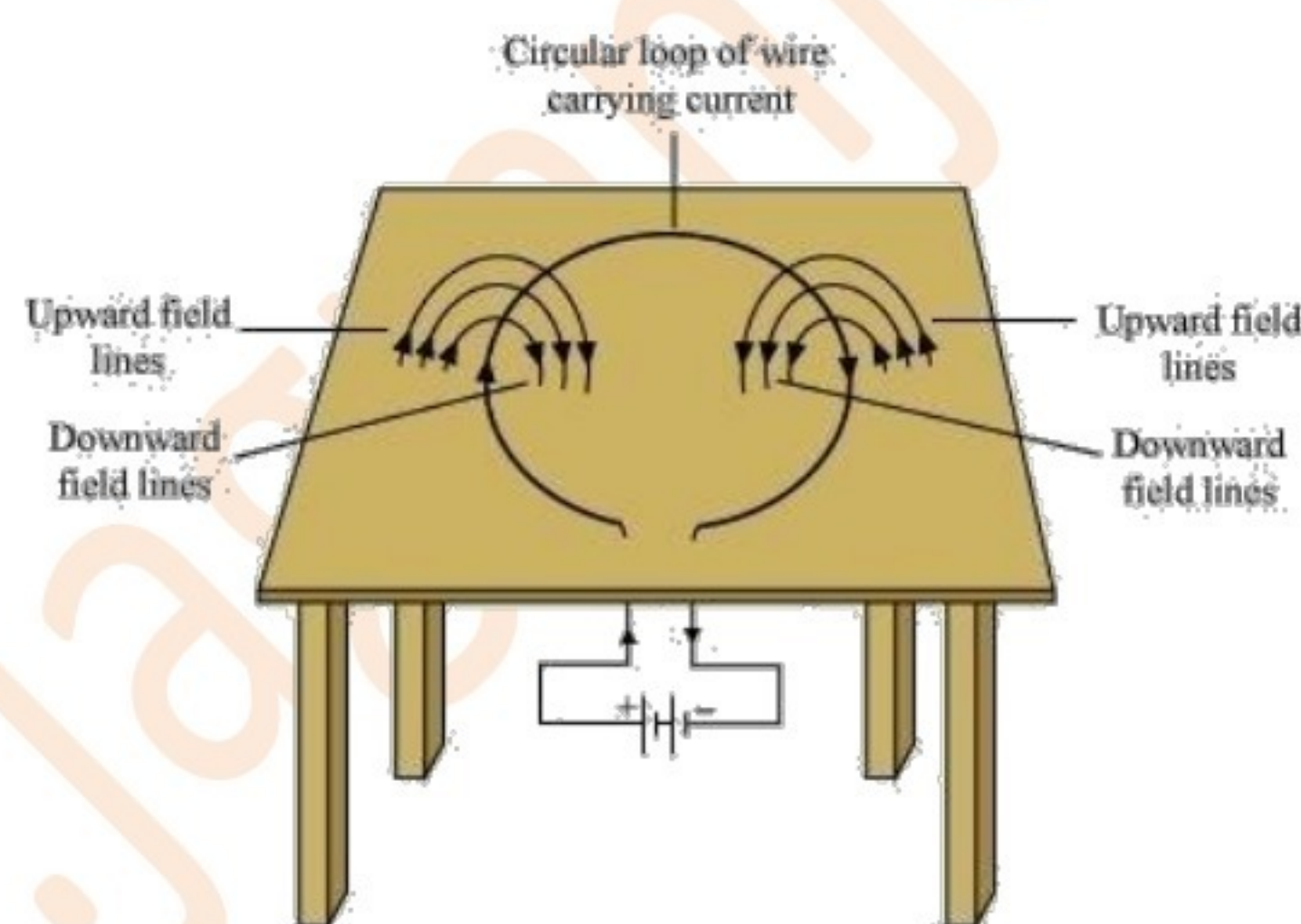
Question 3: Why don't two magnetic lines of force intersect each other?

Solution: Magnetic lines are parallel to each other. Thus, they can't intersect. Also, if two field lines of a magnet intersect, then at the point of intersection, the compass needle points in two different directions. Thus, two field lines do not intersect each other.

On Page 229

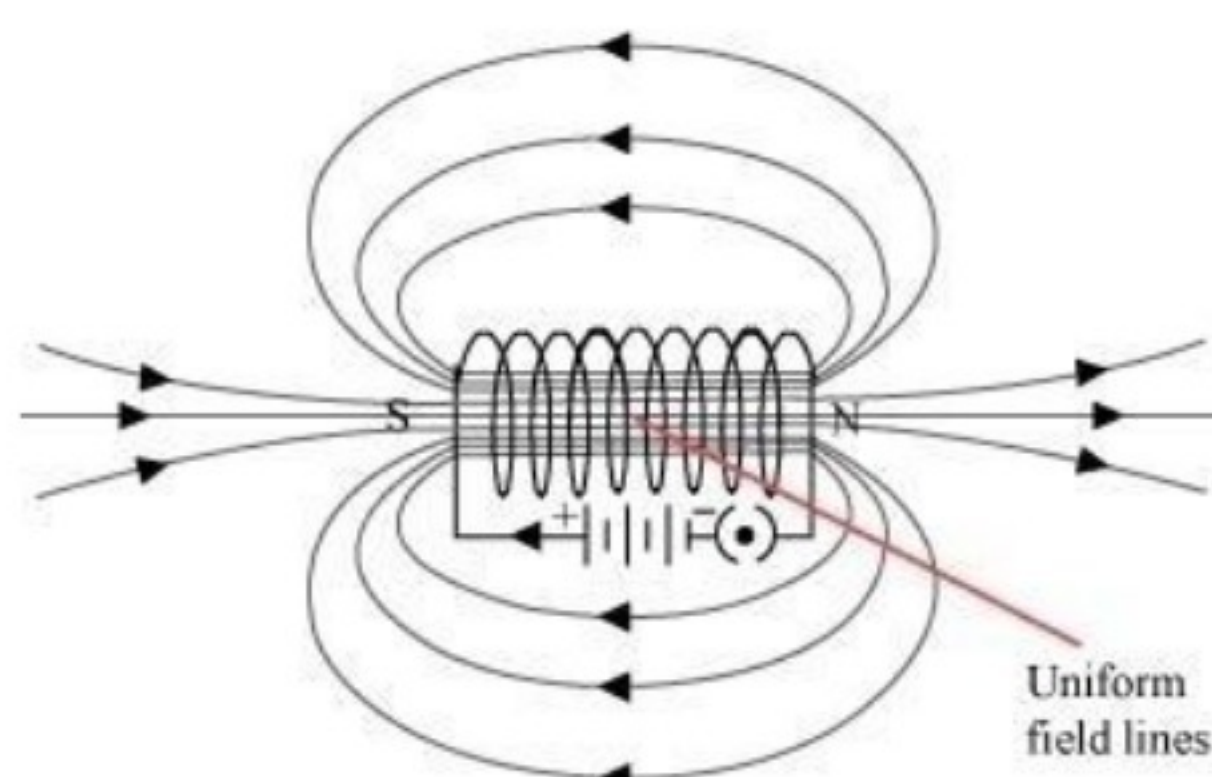
Question 1: Consider a circular loop of wire lying in the plane of the table. Let the current pass through the loop clockwise. Apply the right-hand rule to find out the direction of the magnetic field inside and outside the loop.

Solution: For downward direction of current flowing in the circular loop, the direction of magnetic field lines will be as if they are emerging from the table outside the loop and merging in the table inside the loop. Similarly, for upward direction of current flowing in the circular loop, the direction of magnetic field lines will be as if they are emerging from the table outside the loop and merging in the table inside the loop.



Question 2: The magnetic field in a given region is uniform. Draw a diagram to represent it.

Solution:



The magnetic field lines inside a current-carrying long straight solenoid are uniform.

Question 3: Choose the correct option.

The magnetic field inside a long straight solenoid-carrying current

- (a) Is zero
- (b) decreases as we move towards its end
- (c) increases as we move towards its end
- (d) Is the same at all points?

Solution: (d) The magnetic field inside a long, straight, current-carrying solenoid is uniform. It is the same at all points inside the solenoid.

On Page 231

Question 1: Which of the following property of a proton can change while it moves freely in a magnetic field? (There may be more than one correct answer.)

- (a) mass
- (b) Speed
- (c) Velocity
- (d) Momentum

Solution: (c) and (d)

When a proton enters in a region of magnetic field, it experiences a magnetic force. As a result of the force, the path of the proton becomes circular. Hence, its velocity and momentum change.

Question 2: In Activity 13.7 (page: 230), how do we think the displacement of rod AB will be affected if (i) current in rod AB is increased: (ii) a stronger horse-shoe magnet is used: and (iii) length of the rod AB is increased?

Solution: If a current-carrying conductor is placed in a magnetic field, it experiences a force. This force will increase with the increase in amount of current, strength of the magnetic field, and the length of the conductor.

Thus, the magnetic force exerted on rod AB and its deflection will increase if

- Current in rod AB is increased
- A stronger horse-shoe magnet is used
- Length of rod AB is increased

Question 3: A positively-charged particle (alpha-particle) projected towards west is deflected towards north by a magnetic field. The direction of magnetic field is:

- a) towards south
- b) towards east
- c) downward
- d) upward

Solution: (d) The direction of the magnetic field can be determined by the Fleming's left hand rule. The direction of magnetic field will be upwards.

On Page 233

Question 1: State Fleming's left-hand rule.

Solution: Fleming's left hand rule: - It states that if we arrange the thumb, the centre finger, and the forefinger of the left hand at right angles to each other, then the thumb points towards the direction of the magnetic force, the centre finger gives the direction of current and the forefinger points in the direction of magnetic field.

Question 2: What is the principle of an electric motor?

Solution: Electric motor is based on the magnetic effect of current. A current-carrying loop experiences a force and rotates when placed in a magnetic field. We can find out the direction of rotation of the loop by the Fleming's left-hand rule.

Question 3: What is the role of the split ring in an electric motor?

Solution: Answer:

The split ring in the electric motor acts as a commutator. The commutator reverses the direction of current flowing through the coil after each half rotation of the coil. This reversal action of current helps in continuous rotation in the same direction.

On Page 236

Question 1: Explain different ways to induce current in a coil.

Solution: The different ways to induce current in a coil are:

If a magnet is moved relative to a coil, then an electric current is induced in the coil.

If a coil is moved rapidly between the two poles of a horse-shoe magnet, then an electric current is induced in the coil.

On Page 237

Question 1: State the principle of an electric generator.

Solution: An electric generator works on the principle of electromagnetic induction. It generates electricity by rotating a coil in a magnetic field.

Question 2: Name some sources of direct current.

Solution: Some sources of direct current are cell, DC generator, etc.

Question 3: Which sources produce alternating current?

Solution: AC generators, power plants, etc., produce alternating current.

Question 4: Choose the correct option:

A rectangular coil of copper wires is rotated in a magnetic field. The direction of the induced current changes once in each

- (a) two revolutions (b) one revolution
(c) half revolution (d) one-fourth revolution

Solution: (c) The direction of current in the coil remains the same.

On Page 238

Question 1: Name two safety measures commonly used in electric circuits and appliances.

Solution: Two safety measures commonly used in electric circuits and appliances are:

Each circuit must be connected with an electric fuse. When the current passing through the wire exceeds the maximum limit of the fuse element, the fuse melts. It stops the flow of current through that circuit. Thus, protects the appliances connected to the circuit.

Earthing is a necessary requisite as it helps in preventing electric shocks. Any leakage of current in an electric appliance is transferred to the ground and people using the appliance do not get the shock.

Question 2: An electric oven of 2 kW is operated in a domestic electric circuit (220 V) that has a current rating of 5 A. What result do you expect? Explain.

Solution: Current drawn by the electric oven can be obtained by the expression,

$$P = VI$$

$$I = \frac{P}{V}$$

Power of the oven, $P = 2 \text{ kW} = 2000 \text{ W}$

Voltage supplied, $V = 220 \text{ V}$

$$I = \frac{2000}{220} = 9.09 \text{ A}$$

Thus, the current drawn by the electric oven is 9.09 A, which exceeds the safe limit of the circuit. Fuse element of the electric fuse will melt and break the circuit.

Question 3: What precaution should be taken to avoid the overloading of domestic electric circuits?

Solution: The precautions that should be taken to avoid the overloading of domestic circuits are:

- There should be fuse connected to the circuit.
- Don't connect too many appliances to a single socket.
- Too many appliances should not be used at the same time.
- Don't use faulty appliances in the circuit.

Exercise

Question 1: Which of the following correctly describes the magnetic field near a long straight wire?

- (a) The field consists of straight lines perpendicular to the wire
- (b) The field consists of straight lines parallel to the wire
- (c) The field consists of radial lines originating from the wire
- (d) The field consists of concentric circles centred on the wire

Solution: (d) The magnetic field lines, produced around a straight current-carrying conductor, are concentric circles. Their centres lie on the wire.

Question 2: The phenomenon of electromagnetic induction is

- (a) The process of charging a body
- (b) The process of generating magnetic field due to a current passing through a coil
- (c) Producing induced current in a coil due to relative motion between a magnet and the coil
- (d) The process of rotating a coil of an electric motor

Solution: (c) When a straight coil and a magnet are moved relative to each other, a current is induced in the coil. This phenomenon is known as electromagnetic induction.

Question 3: The device used for producing electric current is called a

- (a) Generator
- (b) Galvanometer
- (c) Ammeter
- (d) Motor

Solution: (a) An electric generator produces electric current. It converts mechanical energy into electricity.

Question 4: The essential difference between an AC generator and a DC generator is that

- (a) AC generator has an electromagnet while a DC generator has permanent magnet.
- (b) DC generator will generate a higher voltage.
- (c) AC generator will generate a higher voltage.
- (d) AC generator has slip rings while the DC generator has a commutator.

Solution: (d) An AC generator has two rings called slip rings. A DC generator has two half rings called commutator. This is the main difference between both the types of generators.

Question 5: At the time of short circuit, the current in the circuit

- (a) Reduces substantially
- (b) Does not change
- (c) Increases heavily
- (d) Vary continuously

Solution: (c) When two naked wires of an electric circuit touch each other, the amount of current that is flowing in the circuit increases abruptly. This cause short-circuit

Question 6: State whether the following statements are true or false.

- (a) An electric motor converts mechanical energy into electrical energy.
- (b) An electric generator works on the principle of electromagnetic induction.
- (c) The field at the centre of a long circular coil carrying current will be parallel straight lines.
- (d) A wire with a green insulation is usually the live wire of an electric supply.

Solution:

- (a) False: An electric motor converts electrical energy into mechanical energy.
- (b) True: A generator is an electric device that generates electricity by rotating a coil in a magnetic field. It works on the principle of electromagnetic induction.
- (c) True: A long circular coil is a long solenoid. The magnetic field lines inside the solenoid are parallel lines.
- (d) False: Live wire has red insulation cover, whereas earth wire has green insulation colour in the domestic circuits.

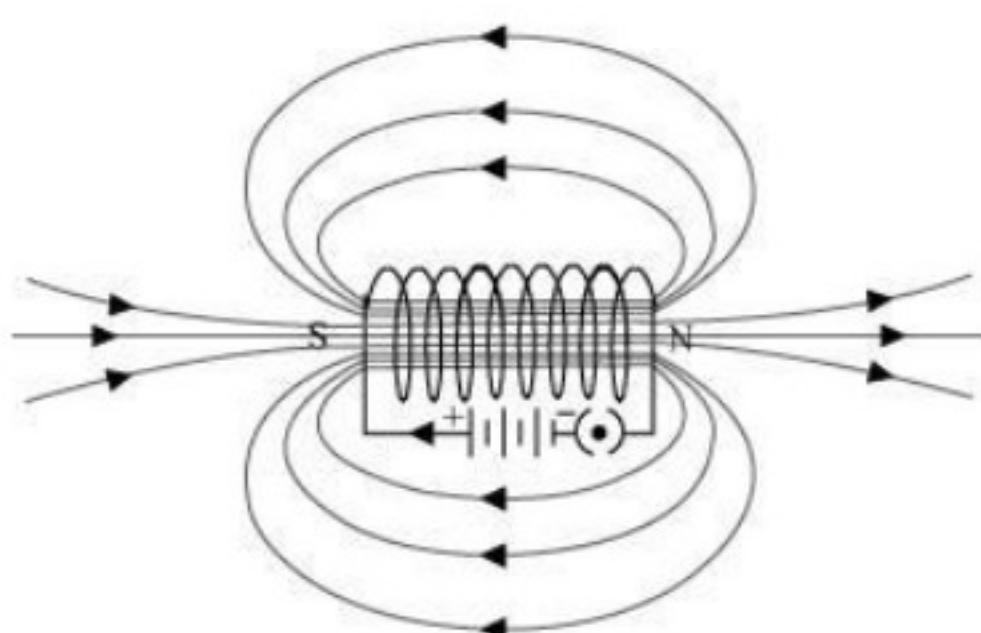
Question 7: List three sources of magnetic fields.

Solution: Three sources of magnetic fields:

- Electromagnets
- Current-carrying conductors
- Permanent magnets

Question 8: How does a solenoid behave like a magnet? Can you determine the north and south poles of a current-carrying solenoid with the help of a bar magnet? Explain.

Solution: A solenoid is formed of long coil of circular loops of insulated copper wire. When a current is allowed to flow through it, magnetic field lines are produced around the solenoid. The magnetic field produced by it is similar to the magnetic field of a bar magnet.



When the north pole of a bar magnet is brought near the end connected to the negative terminal of the battery, the solenoid repels the bar magnet. Since like poles repel each other, the end connected to the negative terminal of the battery behaves as the north pole of the solenoid and the other end behaves as a south pole. Hence, one end of the solenoid behaves as a north pole and the other end behaves as a south pole.

Question 9: When is the force experienced by a current-carrying conductor placed in a magnetic field largest?

Solution: The force experienced by a current-carrying conductor is the maximum when the direction of current is perpendicular to the direction of the magnetic field.

Question 10: Imagine that you are sitting in a chamber with your back to one wall. An electron beam, moving horizontally from back wall towards the front wall, is deflected by a strong magnetic field to your right side. What is the direction of magnetic field?

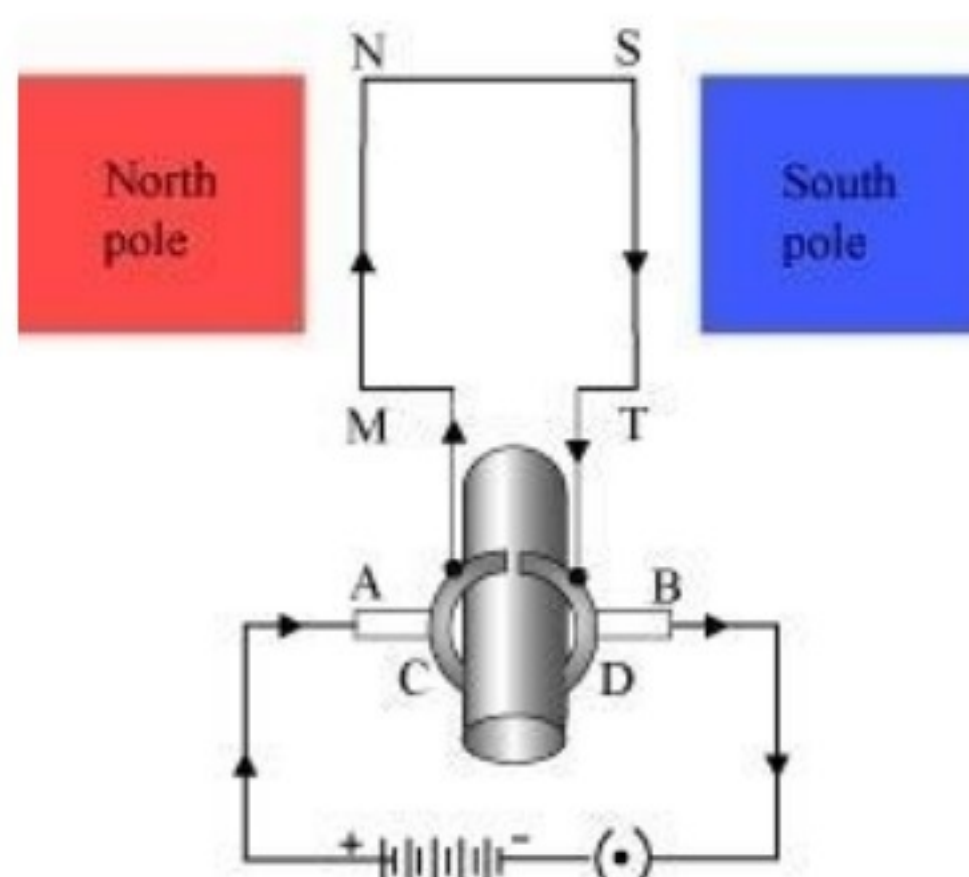
Solution: The direction of magnetic field is given by Fleming's left hand rule. Magnetic field inside the chamber will be perpendicular to the direction of current and direction of deflection i.e., either upward or downward. The direction of current is from the front wall to the back wall because negatively charged electrons are moving from back wall to the front wall. The direction of magnetic force is rightward. Thus, using Fleming's left hand rule, the direction of magnetic field inside the chamber is downward.

Question 11: Draw a labelled diagram of an electric motor. Explain its principle and working. What is the function of a split ring in an electric motor?

Solution: An electric motor converts electrical energy into mechanical energy.

Principle: It works on the principle of the magnetic effect of current.

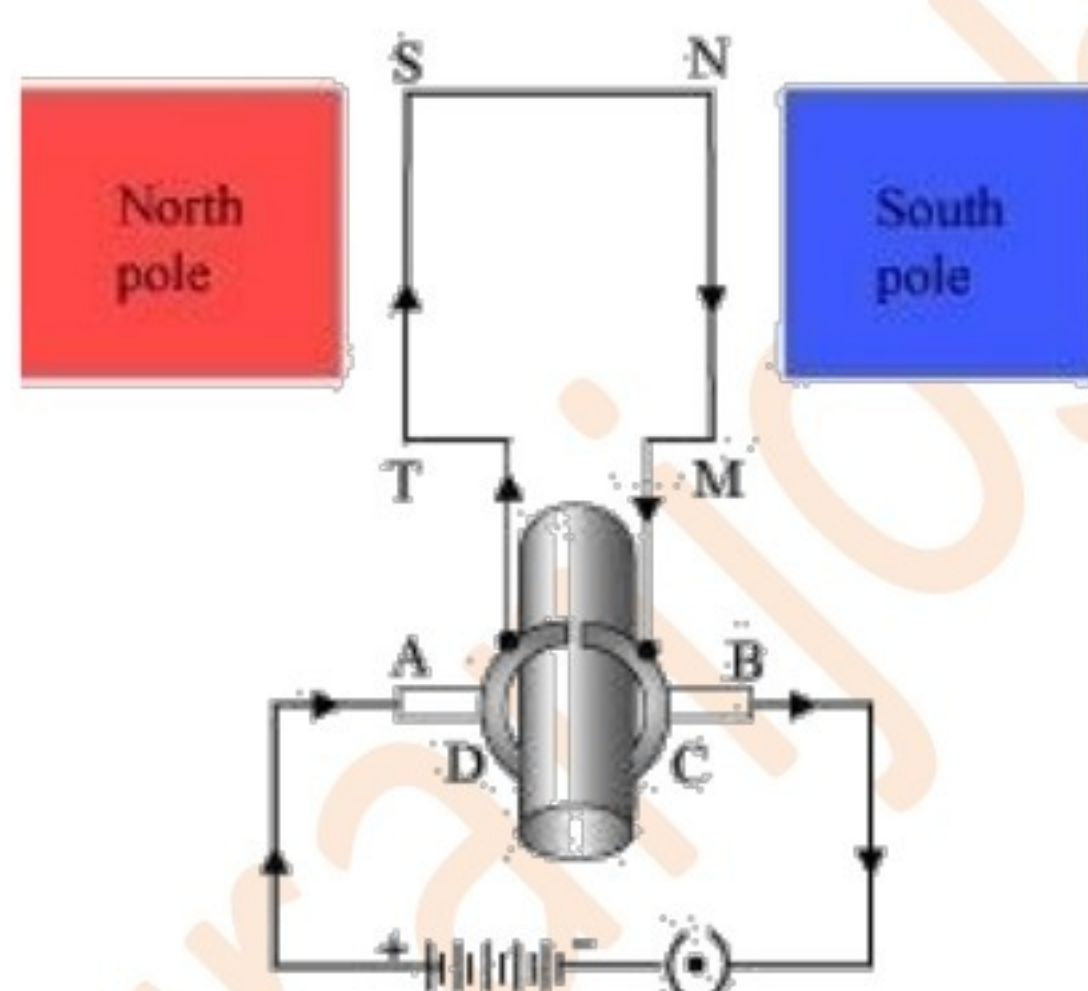
Working: A current-carrying coil rotates in a magnetic field.



When a current is allowed to flow through the coil MNST by closing the switch, the coil starts rotating anti-clockwise. This happens because a downward force acts on length MN and at the same time, an upward force acts on length ST. As a result, the coil rotates anti-clockwise.

Current in the length MN flows from M to N and the magnetic field acts from left to right, normal to length MN. Therefore, according to Fleming's left hand rule, a downward force acts on the length MN. Similarly, current in the length ST flows from S to T and the magnetic field acts from left to right, normal to the flow of current. Therefore, an upward force acts on the length ST. These two forces cause the coil to rotate anti-clockwise.

After half a rotation, the position of MN and ST interchange. The half-ring D comes in contact with brush A and half-ring C comes in contact with brush B. Hence, the direction of current in the coil MNST gets reversed.



The current flows through the coil in the direction TSNM. The reversal of current through the coil MNST repeats after each half rotation. As a result, the coil rotates unidirectional. The split rings help to reverse the direction of current in the circuit. These are called the commutator.

Question 12: Name some devices in which electric motors are used?

Solution: Some devices in which electric motors are used are electric mixers, washing machines, electric fans, water pumps, etc.

Question 13: A coil of insulated copper wire is connected to a galvanometer. What will happen if a bar magnet is (i) pushed into the coil, (ii) withdrawn from inside the coil, (iii) held stationary inside the coil?

Solution: A current induces in a solenoid if a bar magnet is moved relative to it. This is the principle of electromagnetic induction.

When a bar magnet is pushed into a coil of insulated copper wire, a current is induced momentarily in the coil. As a result, the needle of the galvanometer deflects momentarily in a particular direction.

When the bar magnet is withdrawn from inside the coil of the insulated copper wire, a current is again induced momentarily in the coil in the opposite direction. As a result, the needle of the galvanometer deflects momentarily in the opposite direction.

When a bar magnet is held stationary inside the coil, no current will be induced in the coil. Hence, galvanometer will show no deflection.

Question 14: Two circular coils A and B are placed closed to each other. If the current in the coil A is changed, will some current be induced in the coil B? Give reason.

Solution: Two circular coils A and B are placed close to each other. When the current in coil A is changed, the magnetic field associated with it also changes. As a result, the magnetic field around coil B also changes. This change in magnetic field lines around coil B induces an electric current in it. This is called electromagnetic induction.

Question 15: State the rule to determine the direction of a (i) magnetic field produced around a straight conductor-carrying current, (ii) force experienced by a current-carrying straight conductor placed in a magnetic field which is perpendicular to it, and (iii) current induced in a coil due to its rotation in a magnetic field.

Solution:

(i) Maxwell's right hand thumb rule

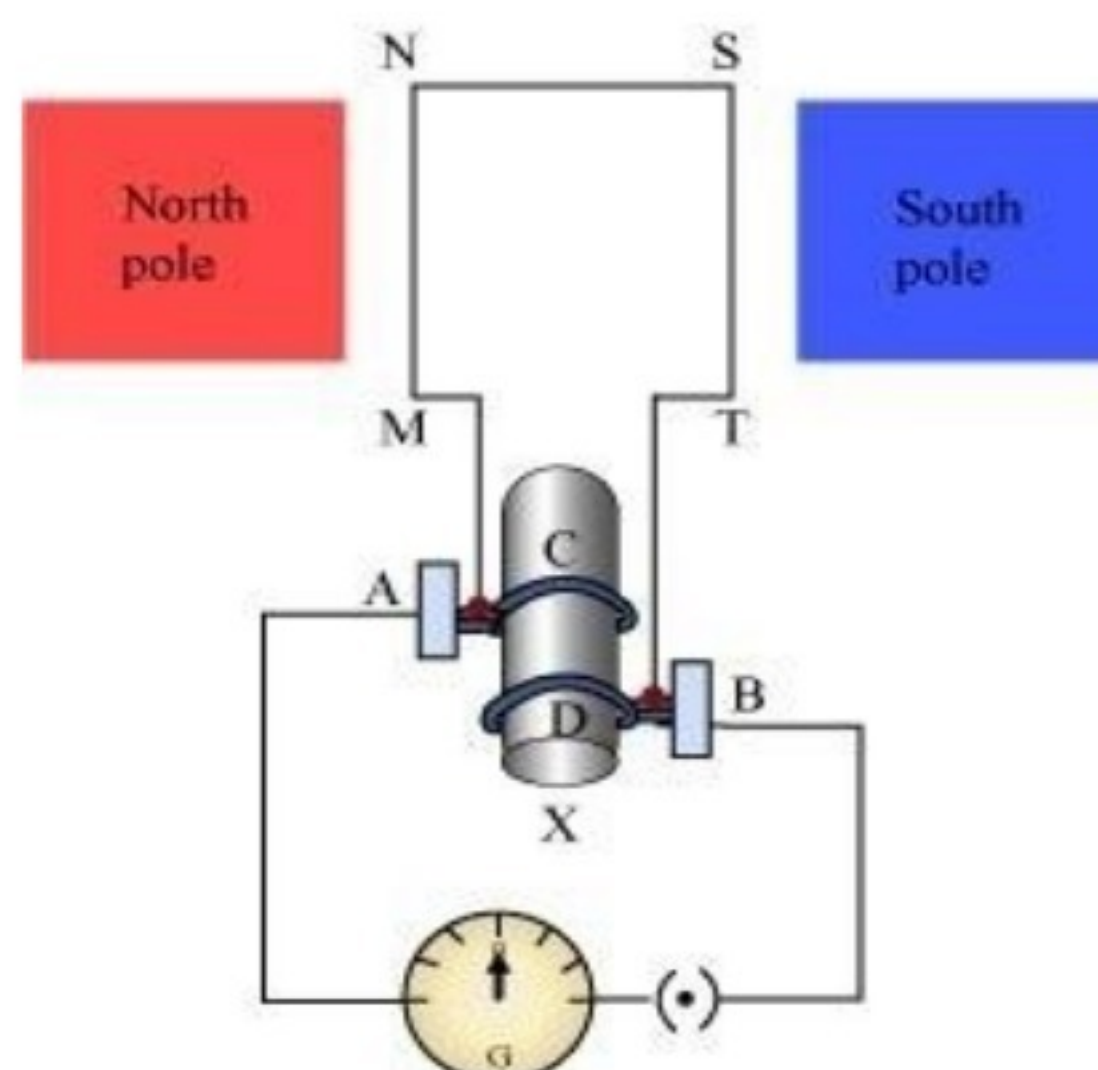
(ii) Fleming's left hand rule

(iii) Fleming's right hand rule

Question 16: Explain the underlying principle and working of an electric generator by drawing a labelled diagram. What is the function of brushes?

Solution: An electric generator converts mechanical energy into electrical energy.

Principle: When a loop is moved in a magnetic field, an electric current is induced in the coil. It generates electricity by rotating a coil in a magnetic field.



Working:

MNST → Rectangular coil

A and B → Brushes

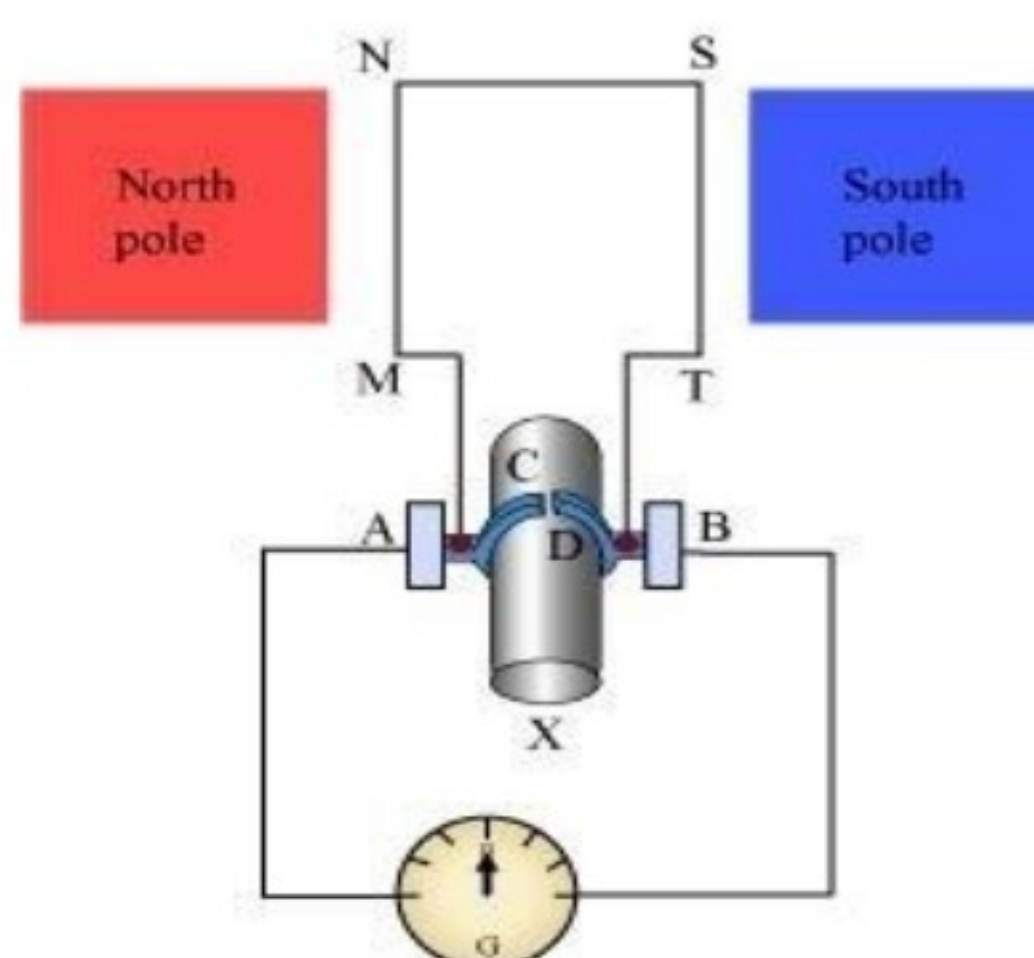
C and D → two slip rings

X → Axle, G → Galvanometer

If axle X is rotated clockwise, then the length MN moves upwards while length ST moves downwards. Since the lengths MN and ST are moving in a magnetic field, a current will be induced in both of them due to electromagnetic induction. Length MN is moving upwards and the magnetic field acts from left to right. Hence, according to Fleming's right hand rule, the direction of induced current will be from M to N. Similarly, the direction of induced current in the length ST will be from S to T.

The direction of current in the coil is MNST. Hence, the galvanometer shows a deflection in a particular direction. After half a rotation, length MN starts moving down whereas length ST starts moving upward. The direction of the induced current in the coil gets reversed as TSNM. As the direction of current gets reversed after each half rotation, the produced current is called an alternating current (AC).

To get a unidirectional current, instead of two slip rings, two split rings are used,



In this arrangement, brush A always remains in contact with the length of the coil that is moving up whereas brush B always remains in contact with the length that is moving down. The split rings C and D act as a commutator.

The direction of current induced in the coil will be MNST for the first rotation and TSNM in the second half of the rotation. Hence, a unidirectional current is produced from the generator called DC generator. The current is called AC current.

Question 17: When does an electric short circuit occur?

Solution: Electric short circuits happen when somehow current flowing in the circuit increases. It can happen if the resistance of an electric circuit becomes very low. In such case, current flowing through the circuit becomes very high. This is caused by connecting too many appliances to a single socket or connecting high power rating appliances to the light circuits.

Also, when the insulation of wires undergoes wear and tear, they touch each other, and then the current flowing in the circuit increases abruptly. Thus, a short circuit occurs.

Question 18: What is the function of an earth wire? Why is it necessary to earth metallic appliances?

Solution: Earthing helps in preventing electric shocks. Metallic body of electric appliances is connected to the earth by means of earth wire. Because of this, if there is any leakage of electric current, then current will transfer to the ground. This prevents any electric shock to the user. That is why earthing of the electrical appliances is necessary.